

Block diagrams

I The block diagram shows children's favourite colours.



Use the block diagram to answer the questions.

a) Which colour is most popular?

Yellow

b) How many people chose blue as their favourite?

9

c) Which colour is least popular?

Red

d) How many people chose orange as their favourite?

9

e) How many more people like yellow than orange?

2

f) How many more people like yellow than red?

6

g) How did you work out your answers to e) and f)?


- 2 The tally chart shows how many of each item there is.

Item	Tally	Total
Scissors	IIII	4
Glue	IIII III	9
Pens	IIII I	6






- a) Do the totals match the tallies?
Circle your answer.

Yes No

- b) Use cubes to make towers showing how many scissors, glue and pens there are.
- c) Colour the block diagram using the tally chart and your cubes to help.

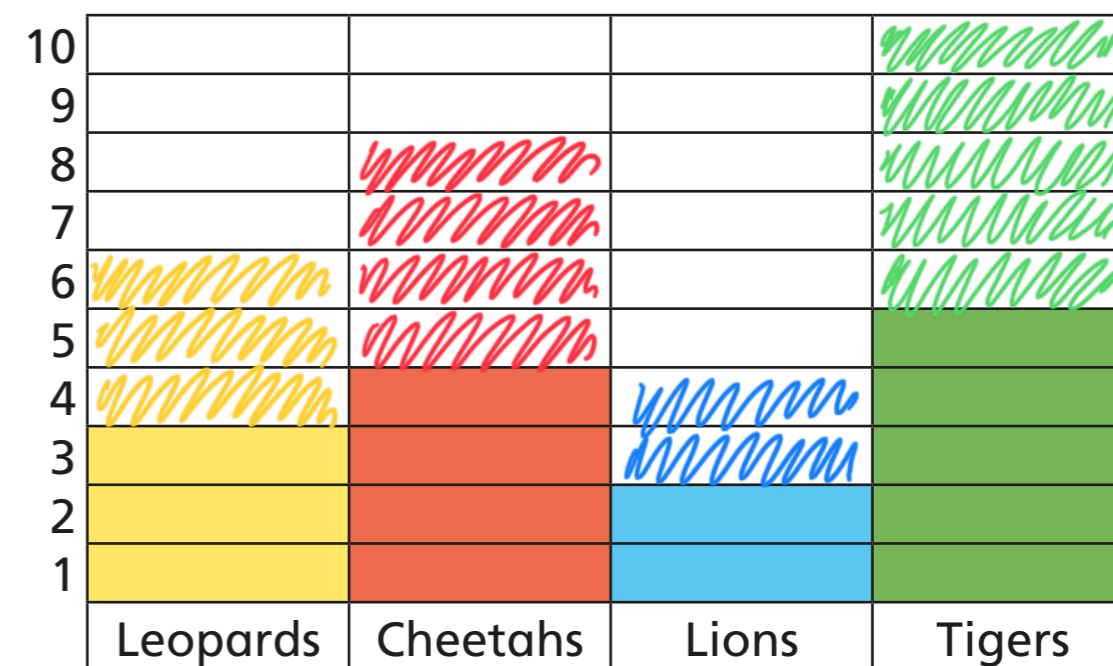


- 3 At the zoo, Mo keeps a record of how many big cats he sees.

Big Cat		Key
Leopard		 = 2 big cats
Cheetah		
Lion		
Tiger		

Dora has tried to show the same information on a block diagram but she has made a mistake.

- a) What mistake has Dora made?



- b) Complete the block diagram so that it is correct.